

PROJET 3500

WATERJETTING
DIESEL UNIT



REDESIGNED FOR SIMPLICITY, DELIVERING
HIGH-PRESSURE PERFORMANCE SINCE 1989





WATERJETTING UNIT

Simple base design, **easy** to operate and maintain.


Compact and **lightweight** — 213in by 102in by 102in, weight 12,000 lbs. 325 HP hydraulic power.

Lowest total cost of ownership in the waterjetting industry.

Built with **top-quality** components and a heavy-duty Deutz diesel engine.

Low center of gravity ensures **superior road stability**.

Optional configurations include transmission, compressor, and skid mount, among others.




ULTRA HIGH PRESSURE PUMP

The **ProJet 3500** is built around Jotech's trusted **AD (Advanced Design) fluid end**, a proven system with over **35 years of reliable performance** up to 50,000 psi. Now further enhanced under the **expertise of Peroni Pompe** — an API plunger pump leader since 1895 — this partnership ensures continued **innovation and excellence** in pump technology.

IT'S SIMPLE. IT BLASTS. IT LASTS.



AD FLUID END




Simple Design: Features fewer and simpler parts compared to competitors' fluid ends.

Unique Pressure Flexibility: Easily converts between pressure ranges permitted by the 40K or the 20K Head (see table below) with a straightforward stuffing box kit swap. No need to swap manifolds or valves.




Smooth Performance: Delivers stable flow with minimal pulsations and vibrations, eliminating the need for additional stabilizers.

Revolutionary Valves: Featuring an exclusive patented single-spring valve designed to ensure optimal simplicity and reliability.



Effortless Maintenance: Single-operator maintenance and conversion, requiring no special tools; each cylinder and valve is independently accessible.

Zero hassle connections: Standard manifold flanges accommodate a variety of hoses and tools, ensuring easy use and reducing the risk of damage during connection or disconnection.



		40K Head				20K Head			
FLOW PRESSURE	PSI	40,000	36,000	30,000	20,000	20,000	15,000	10,000	7,500
	BAR	2758	2482	2068	1379	1379	1034	689	517
	GPM	12.1	14.4	16.9	25.6	25.6	32.4	48.4	67.5
	L/M	45.8	54.5	63.9	96.8	96.8	122.5	183.0	255.7

Pressure conversion available by simple stuffing box kit swap



JETECH INTERNATIONAL LLC

HEADQUARTERS
2015 Schippers Lane
Kalamazoo, MI 49048, USA
+1 (269) 254-8050



RENTAL CENTERS

LA PORTE
625 N. Broadway, La Porte, TX 77571, USA
+1 (281) 842-9990

SULPHUR
2202 Industrial Drive, Sulphur, LA 7066, USA
+1 (337) 882-6050



EXPANDED SERVICE NETWORK

-  Jetch HQ and rental centers
-  Peroni Pompe sales and service network


DOWNLOAD
BROCHURE

